


Individual Report	QCMD 2019 Mycobacterium tuberculosis DNA EQA Programme					
	Catalogue Code: QAB014129	Ref Code: MTBDNA19	Challenge: C1	Analysis Type: Qualitative	Dataset: 279056	Report UID: 4831/279056/2024

Intended Results / Panel Composition

Sample Code	Sample Content	Matrix	Sample Relationships ^[1]	Detection Frequency ^[2]	Sample Status ^[3]	Percentage Correct (All) ^[4]	
						(%)	(n)
MTBDNA19C1-01	M. bovis (BCG)	Synthetic CSF	DS1_2	Frequently Detected	CORE	96.1	155
MTBDNA19C1-02	M. tuberculosis (DR- RIF-R)	Synthetic CSF		Frequently Detected	CORE	100.0	155
MTBDNA19C1-03	M. bovis (BCG)	Synthetic CSF	DS1_1	Frequently Detected	CORE	100.0	155
MTBDNA19C1-04	M. bovis (BCG)	Synthetic CSF	DS1_3	Frequently Detected	EDUCATIONAL	98.1	155
MTBDNA19C1-05	Mycobacterium Negative	Synthetic CSF		Negative	CORE	99.4	155

[1] **Sample Relationships:** Indicates the relationships of the samples within this challenge. The highest titre member of dilution series DS1 is indicated by DS1_1 and further members of the series as DS1_2, DS1_3 etc. in order of reducing titre. Additional dilution series are indicated by DS2 (e.g DS2_1, DS2_2 etc.), DS3 (e.g. DS3_1, DS3_2 etc.). If one duplicate pair is present this is indicated by 'D1'. Further duplicate pairs are indicated by 'D2', 'D3' etc.

[2] **Detection Frequency:** To aid qualitative analysis each panel member is assigned a frequency of detection. This is based on the peer group consensus of all qualitative results returned from participants within the EQA challenge / distribution.

[3] **Sample Status:** EQA samples are defined as "CORE" or "EDUCATIONAL". Core proficiency samples are reviewed by the QCMD Scientific Expert(s). This is on the basis of scientific information, clinical relevance, current literature and, where appropriate, professional clinical guidelines. Participating laboratories are expected to report core proficiency samples correctly within the EQA challenge / distribution.

[4] **Percentage Correct (All):** Percentage of datasets (%) reporting the correct qualitative result and the total number of datasets (n) reported for each panel member.

For further details please refer to the current participant manual.

Your Summary Results

EQA Assessment Group ^[1]

Commercial

Core Panel Detection (Qualitative) Score ^[2]

0

Core Panel Members Results

Sample Code	Qualitative Results			Your Quantitative Data (for information only) [3]		
	Percentage Correct (All) [4]	Your Result [5]	Detection Score [6]	Reported Value	Unitage	Cycle Threshold
MTBDNA19C1-01	96.1	Positive	0		N/A	38.0
MTBDNA19C1-02	100.0	Positive	0		N/A	26.0
MTBDNA19C1-03	100.0	Positive	0		N/A	34.0
MTBDNA19C1-05	99.4	Negative	0		N/A	-

[1] **EQA Assessment Group:** To aid data analysis, participant results are grouped according to the molecular amplification/detection method specified within their molecular workflow for this challenge / distribution. For further details refer to the *Additional Information: Individual Panel Member Analysis* section of this report.

[2] **Core Panel Detection (Qualitative) Score:** An overall core panel detection score provided per challenge / distribution.

[3] **Quantitative Data (for information only):** This is the quantitative value, unitage and cycle threshold you provided when you submitted your results. For qualitative programmes this information is not used as part of your formal EQA assessment.

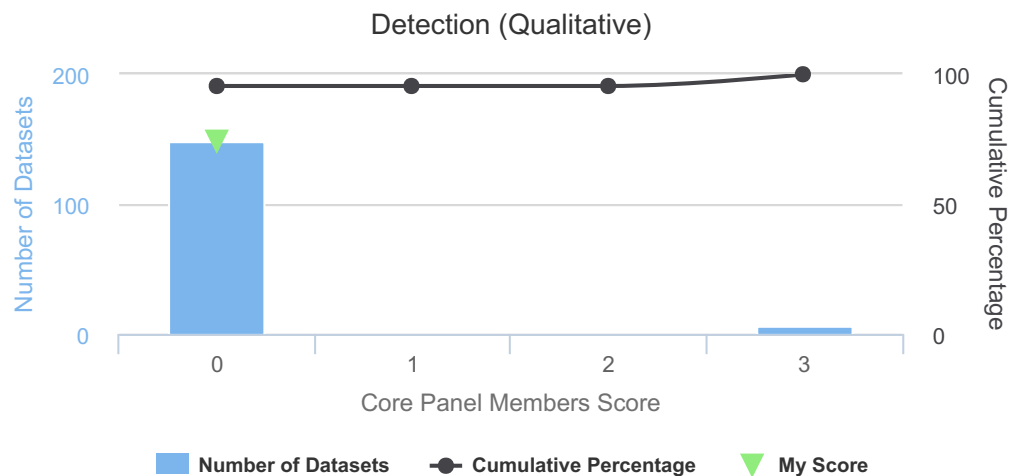
[4] **Percentage Correct (All):** Percentage of datasets (%) reporting the correct qualitative results for each panel member.


[5] **Your Result:** The qualitative result you reported for each sample within this EQA challenge / distribution.

[6] **Detection Score:** Your detection (qualitative) scores are based on the assigned detection frequency of each panel members, where 0 (zero) is "highly satisfactory" and 3 (three) is "highly unsatisfactory". Scores are provided for individual panel members.

For further details please refer to the current participant manual.

Core Panel Member Score Breakdown



Individual Report	QCMD 2019 Mycobacterium tuberculosis DNA EQA Programme				 <small>Quality Control for Molecular Diagnostics</small>	
Catalogue Code: QAB014129	Ref Code: MTBDNA19	Challenge: C1	Analysis Type: Qualitative	Dataset: 279056	Report UID: 4831/279056/2024	Laboratory TH121

Core Panel Member Score Breakdown - Detection: This figure gives you a breakdown of the qualitative detection scores for all qualitative datasets returned within this EQA challenge / distribution independent of the EQA assessment group. Panel detection scores are generated from only those panel members that are defined as "CORE".

For further details please refer to the current participant manual.

My Workflow Details

The details of the workflow(s) used to submit your results for this challenge.

Name	Lytestar TB/NTM PCR kit 3.0 (v2)
Description	
Targets	B Mycobacterium tuberculosis
Assays	<ul style="list-style-type: none"> A <i>Extraction - Manual Extraction Process</i> <ul style="list-style-type: none"> ● Commercial <ul style="list-style-type: none"> ○ Kit Manufacturer: <i>ADT Biotech</i> ○ Kit Type: <i>Lytestar TB/NTM PCR kit 3.0</i> R <i>Amplification - Applied Biosystems - 7500 Fast Real-Time PCR System</i> <ul style="list-style-type: none"> ● Commercial <ul style="list-style-type: none"> ○ Kit Manufacturer: <i>ADT Biotech</i> ○ Kit Type: <i>Lytestar TB/NTM PCR kit</i> ○ Kit Version: <i>3.0</i>

Educational Panel Members Results

Sample Code	Qualitative Results			Your Quantitative Data (for information only) [1]		
	Percentage Correct (All) [2]	Your Result [3]	Detection Score [4]	Reported Value	Unitage	Cycle Threshold
MTBDNA19C1-04	98.1	Positive	0		N/A	37.0

[1] **Quantitative Data (for information only):** This is the quantitative value, unitage and cycle threshold you provided when you submitted your results. For qualitative programmes this information is not used as part of your formal EQA assessment.

[2] **Percentage Correct (All):** Percentage of datasets (%) reporting the correct qualitative results for each panel member.

[3] **Your Result:** The qualitative result you reported for each sample within this EQA challenge / distribution.

[4] **Detection Score:** Your detection (qualitative) scores are based on the assigned detection frequency of each panel members, where 0 (zero) is "highly satisfactory" and 3 (three) is "highly unsatisfactory". Scores are provided for individual panel members.

For further details please refer to the current participant manual.